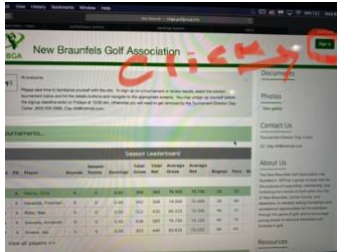


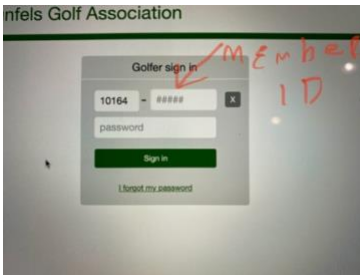
NBGA New Members

How to sign up for a NBGA Tournament:

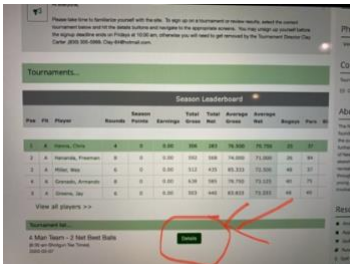
1. Go to www.nbgagolf.org website homepage and in the menu on the left side you will see a tab labeled **Sign Up/Live Scoring**. Left click on this tab.
2. This will take you to the NBGA Golf Portal. Click on the “sign in” tab. Then click on “Sign in Golfer”.



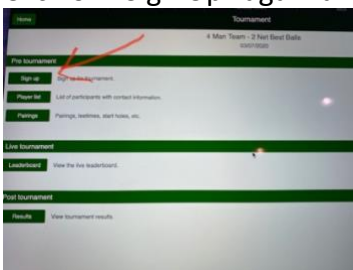
3. Put in Member ID and Password in appropriate boxes.



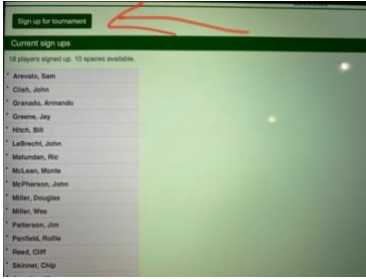
4. Once you put in your Member ID and Password, select Sign in.
5. You will then click on “details” to the right of the tournament you want to sign up for.



6. Click on “Sign Up” again and then Click on Sign Up for Tournament.



7. Click on “Sign up for tournament”



8. Once you click on "Sign up for tournament" then click "Yes, sign up" and you are done.